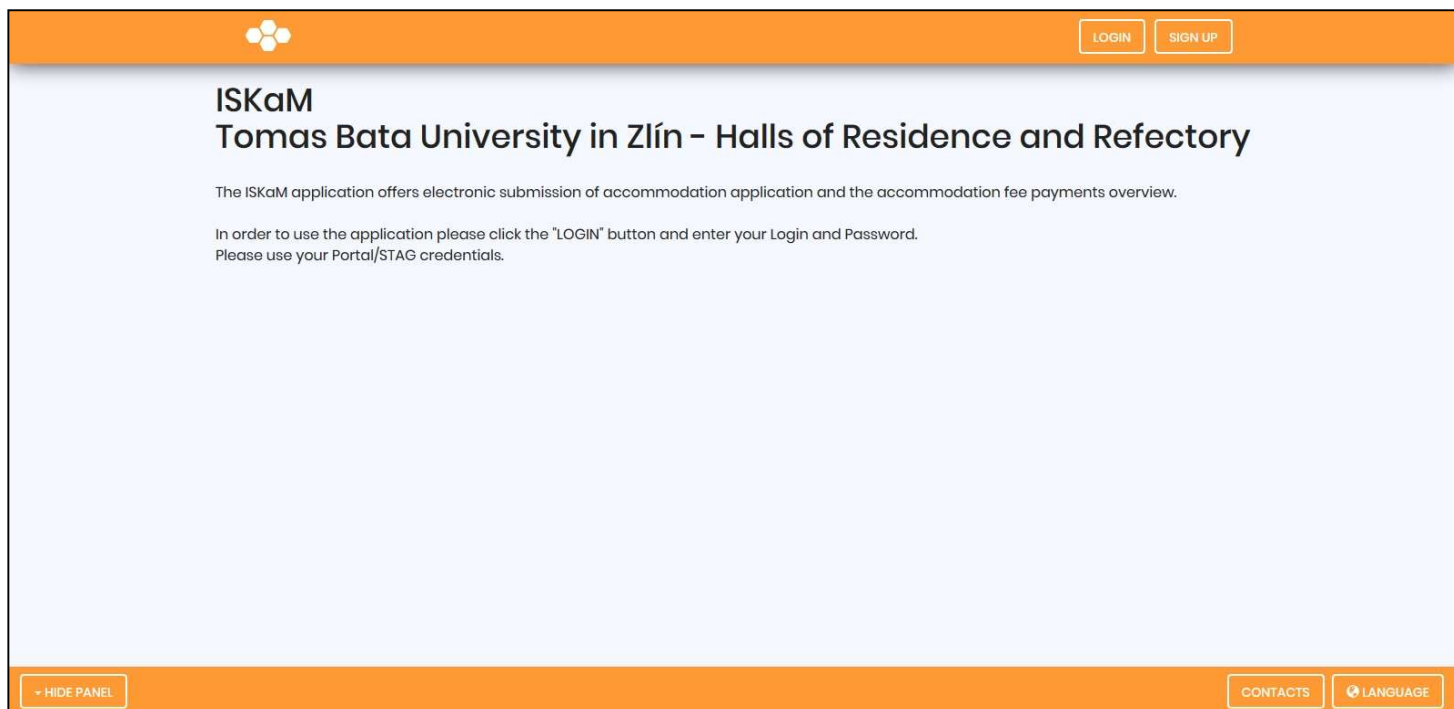
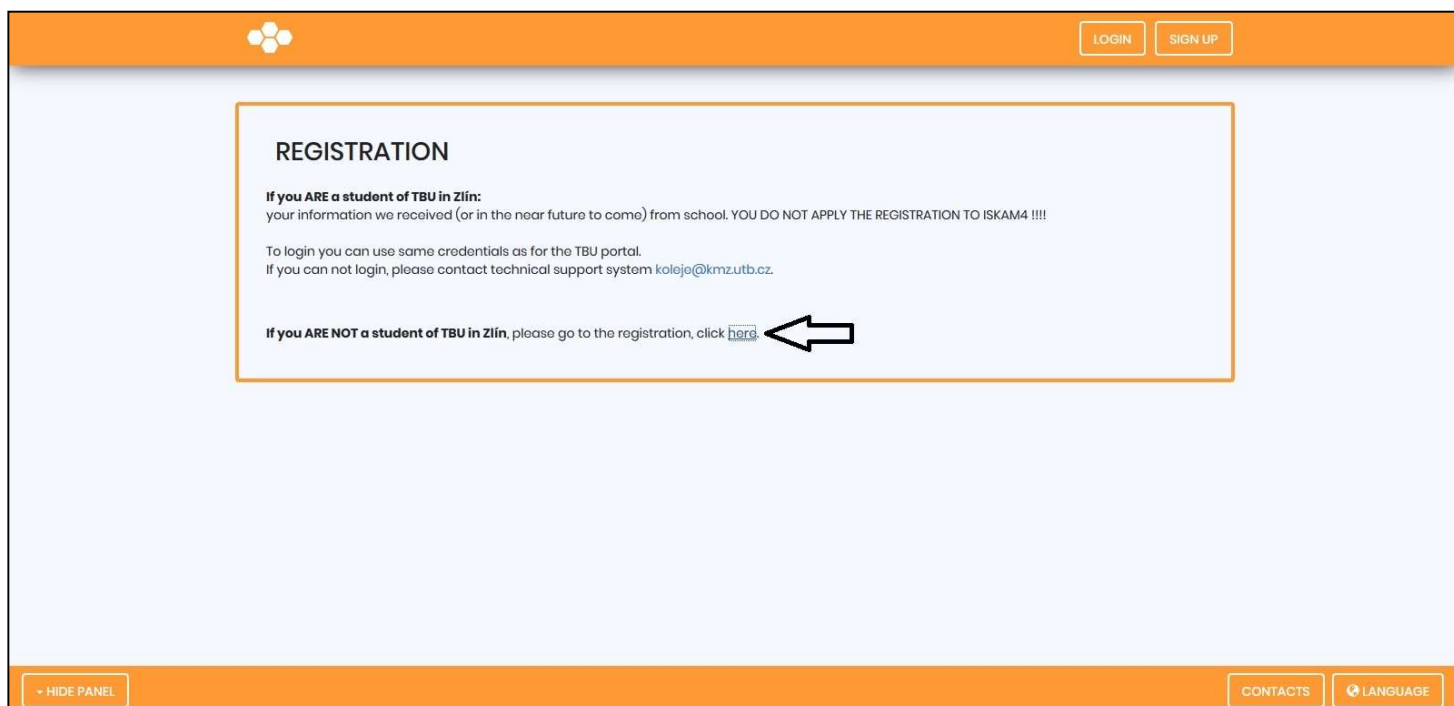


## ISKaM system Guide

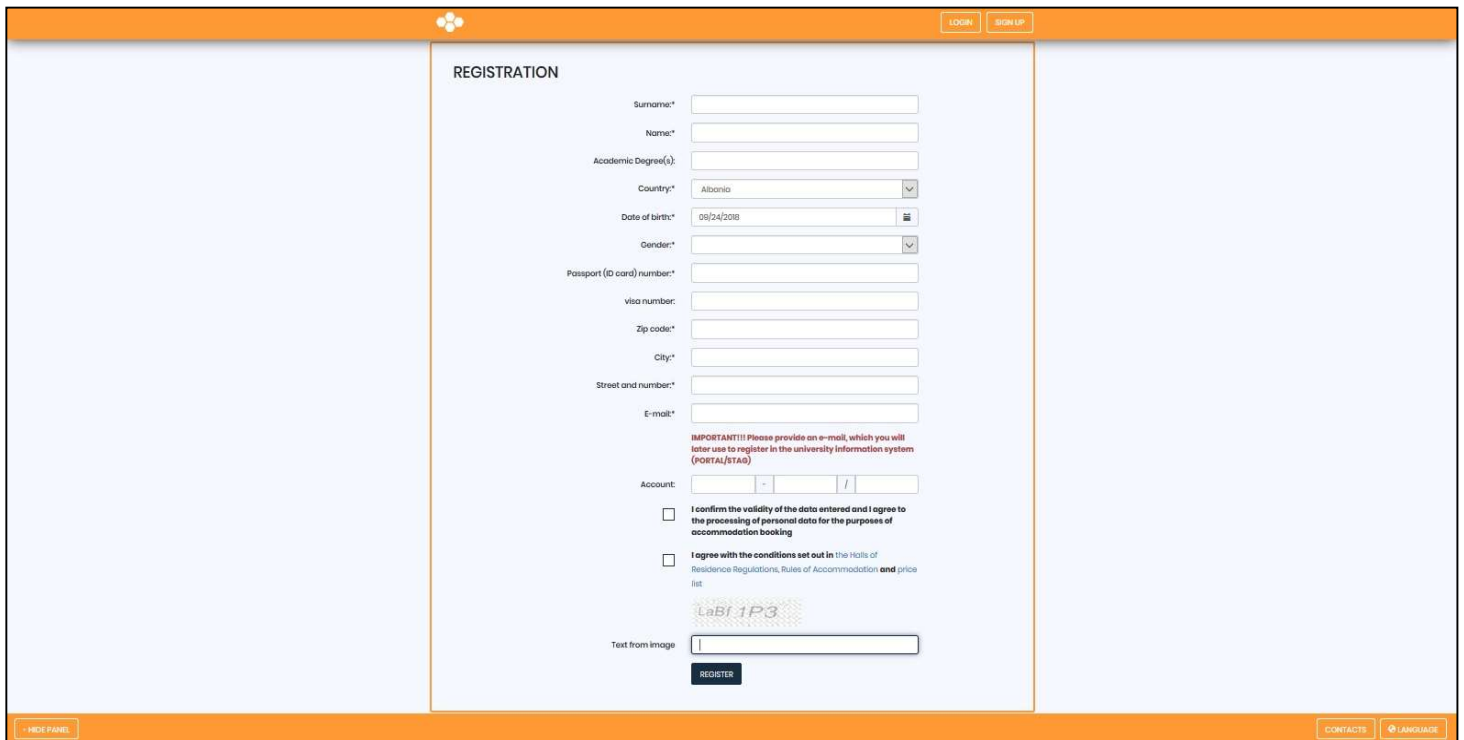
1. After admission you can apply for a bed at the student dormitories. So go to the website <https://iskam.utb.cz/>
2. Next, click on the SIGN UP button in the top right corner.



3. Click on the „**click here**“ link, which redirects you to the Registration page. (Even after successful admission process - before you arrive and enrol personally to Zlín, you are by this system considered as „**NOT a student**“ because you do not have internal university credentials so do not argue here and pick „Not a student“ option and proceed with registration.)



4. Fill out the Registration with your personal details and click the REGISTER button at the bottom.

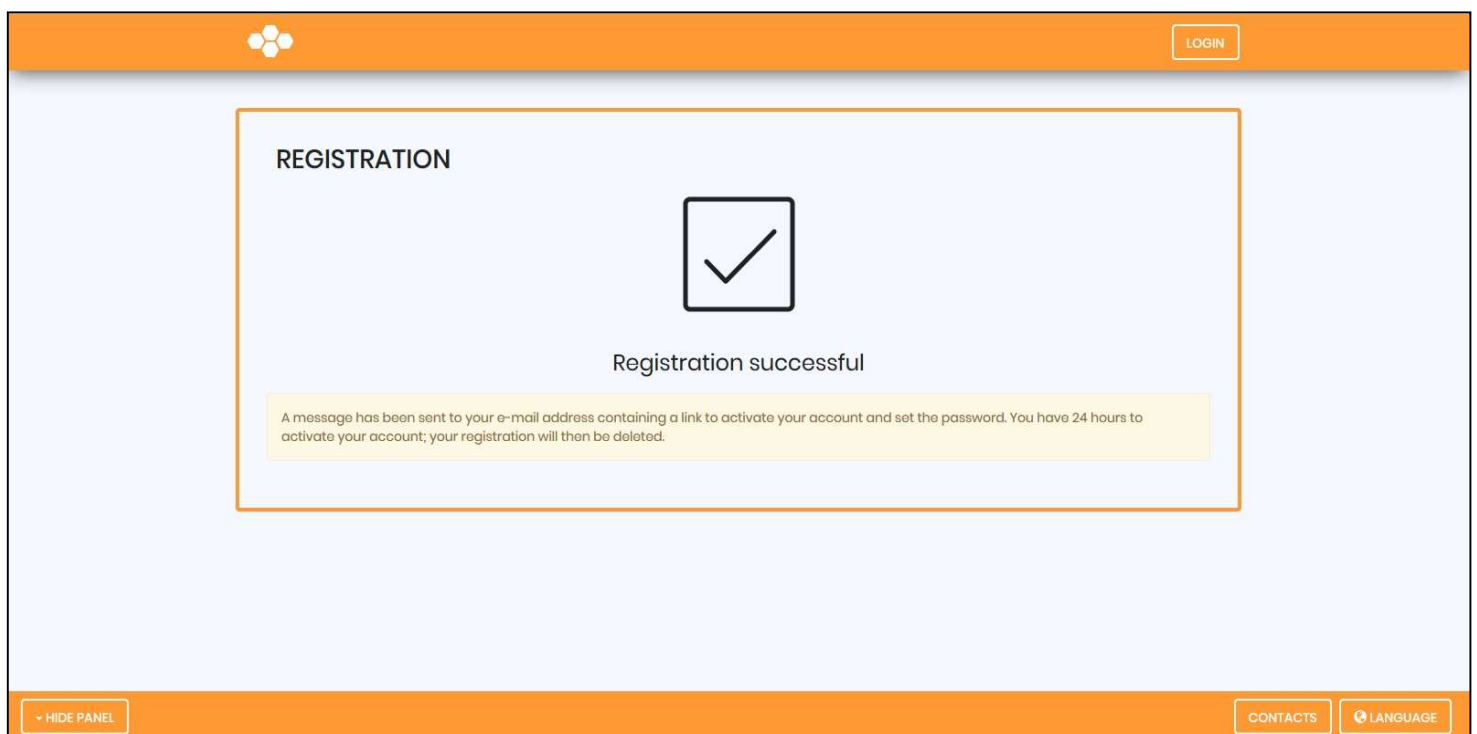


The screenshot shows a registration form titled "REGISTRATION" on a website. The form includes the following fields and options:

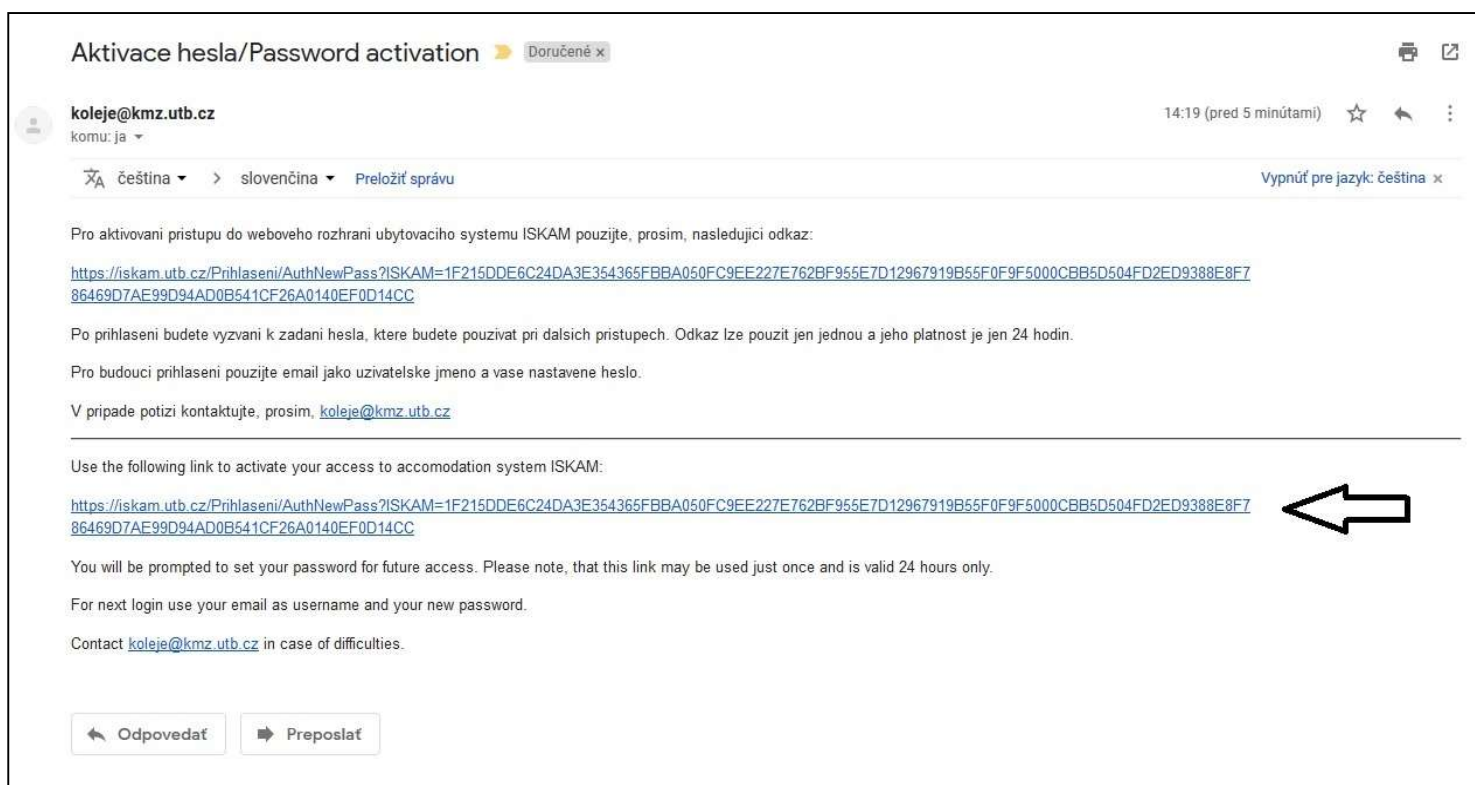
- Surname\* (text input)
- Name\* (text input)
- Academic Degree(s): (text input)
- Country\* (dropdown menu, currently showing "Albania")
- Date of birth\* (calendar icon, showing "09/24/2018")
- Gender\* (dropdown menu)
- Passport (ID card) number\* (text input)
- visa number: (text input)
- Zip code\* (text input)
- City\* (text input)
- Street and number\* (text input)
- E-mail\* (text input)
- Account: (text input with "-" and "/" characters)
- Two checkboxes for terms and conditions:
  - I confirm the validity of the data entered and I agree to the processing of personal data for the purposes of accommodation booking
  - I agree with the conditions set out in the Halls of Residence Regulations, Rules of Accommodation and price list
- A CAPTCHA image showing "LaBi 1P3" and a "Text from image" input field.
- A "REGISTER" button at the bottom.

At the top right of the page are "LOGIN" and "SIGN UP" buttons. At the bottom left is a "HIDE PANEL" button, and at the bottom right are "CONTACTS" and "LANGUAGE" buttons.

5. The screen below will appear and you will receive a „Password activation“ e-mail.  
(If you cannot find your e-mail, check your SPAM folder.)



- Once you receive your e-mail, click on the link which was send to you - It will redirect you to the ISKaM website again.



**Aktivace hesla/Password activation** Doručené x

**koleje@kmz.utb.cz** 14:19 (pred 5 minútami) ☆ ↶ ⋮  
komu: ja ▾

česťina ▾ > slovenčina ▾ [Preložiť správu](#) Vypnúť pre jazyk: česťina x

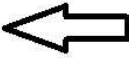
Pro aktivovani pristupu do webového rozhrani ubytovaciho systemu ISKAM použijte, prosim, nasledující odkaz:  
<https://iskam.utb.cz/Prihlaseni/AuthNewPass?ISKAM=1F215DDE6C24DA3E354365FBBA050FC9EE227E762BF955E7D12967919B55F0F9F5000CBB5D504FD2ED9388E8F786469D7AE99D94AD0B541CF26A0140EF0D14CC>

Po prihlaseni budete vyzvani k zadani hesla, ktere budete pouzivat pri dalsich pristupech. Odkaz lze pouzít jen jednou a jeho platnost je jen 24 hodin.

Pro budouci prihlaseni použijte email jako uzivatelske jmeno a vase nastavene heslo.

V pripade potízi kontaktujte, prosim, [koleje@kmz.utb.cz](mailto:koleje@kmz.utb.cz)

---

Use the following link to activate your access to accomodation system ISKAM:  
<https://iskam.utb.cz/Prihlaseni/AuthNewPass?ISKAM=1F215DDE6C24DA3E354365FBBA050FC9EE227E762BF955E7D12967919B55F0F9F5000CBB5D504FD2ED9388E8F786469D7AE99D94AD0B541CF26A0140EF0D14CC> 

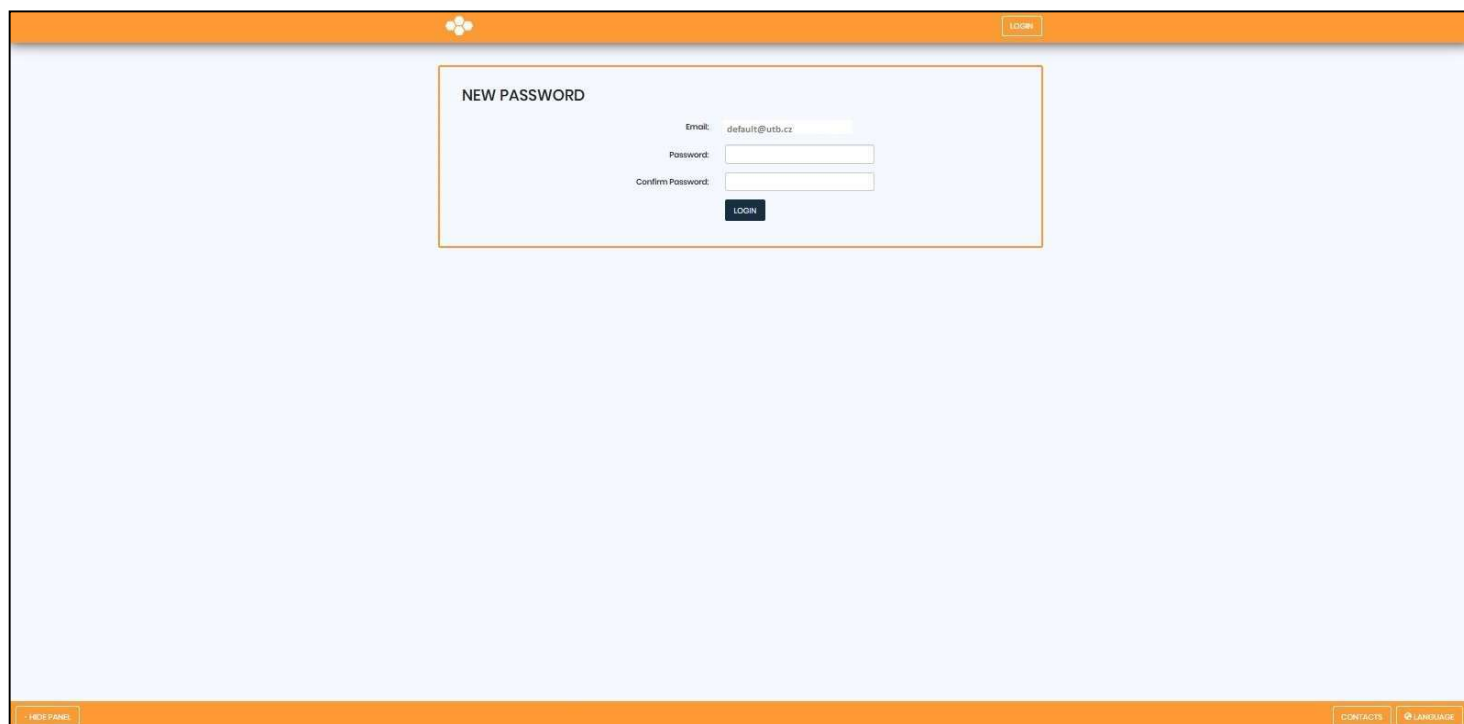
You will be prompted to set your password for future access. Please note, that this link may be used just once and is valid 24 hours only.

For next login use your email as username and your new password.

Contact [koleje@kmz.utb.cz](mailto:koleje@kmz.utb.cz) in case of difficulties.

↶ Odpovedat ➡ Preposlat

- Now you can change your password for the ISKaM system and you're done with the registration part.



**NEW PASSWORD**

Email:

Password:

Confirm Password:

[HIDE PANEL](#) [CONTACTS](#) [LANGUAGE](#)